Hyosung TNS Inc.

Spare Parts Manual
MX5100T for NHA
V01.00.01 (2018.09.14)

Copyright© Hyosung TNS Inc. 2018 All right reserved.

MoniMax 5100T

ⓒ Hyosung TNS Inc. All right reserved.
The content of this specification is protected by copyright laws.

Sep 14, 2018 2nd Release

Revision History of System

Spare Parts List - MX5100T for NHA

No.	Version	Date	Description of Change	Chapter
1	V01.00.00	2010-08-18	New Publication	All
2	V01.00.01	2018-02-28	Changed Main Board and manual form	All

Copyright© Hyosung TNS Inc. 2018 All right reserved.

Change History of Spare Parts

Spare Parts List - MX5100T for NHA

ITEM	No of Ref.	1st Mass Production	2nd Mass Production	Remark

Copyrightⓒ Hyosung TNS Inc. 2018 All right reserved.

Table of Contents

Chapter 1. Fascia Assembly 10

Chapter 2. Control Electronic (CE) 12

Chapter 3. Cash Dispenser (4K) 14

Chapter 4. Card Reader (MCU) 19

Chapter 5. OPL & SPL Assembly 21

Chapter 6. Receipt Printer (SPR) 24

Chapter 7. Safety Body 26

Chapter 8. Miscellaneous 28

Copyright© Hyosung TNS Inc. 2018 All right reserved.

No	Part No.	Description	SYSTEM	TYPE
1	7221000393	SYSTEM:MX5100T:H81:10.1"_SPL:L-1:E-LOCK	H81 + LEVEL 1 + E-LOCK + K-SPR5 + CDUM	A

No	UNIT	LEVEL	PART#	Customer	TYPE		QTY	Category	Recommend QTY
					A	B			
1	FRONT ASSEMBLY	1	S7134000690	FRONT ASSEMBLY	○		1	FIELD	D
2		1-1	S4370000098	BEZEL FOR CDU.	○		1	REPAIR	E
3		1-2	S7130220100	EPP 3.0	○		1	REPAIR	C
4		1-2-1	S4140005369	EPP BRKT	○		1	REPAIR	E
5		1-2-2	S4140005357	EPP SUPPORT UPKIT	○		1	REPAIR	E
6		1-3	S7170000079	SHUTTER ASSY	○		1	REPAIR	D
7		1-4	S72341801	PCBA FOR PNC BOARD	○		1	REPAIR	D
8		1-5	S72337001	ADA BOARD	○		1	REPAIR	D
9		1-6	S7500000002	VOICE BOARD	○		1	REPAIR	D
10		1-7	S7650000082	FLICKER BOARD	○		1	REPAIR	D
11		1-8	S72341001	TTW USER LAMP	○		1	REPAIR	E
12		1-9	S5611000347	NAMUGA FIRST CAMERA	○		1	REPAIR	D
13	CE	1	S7090000655	CE (H81 / 2GB)	○		1	FIELD	C
14		1-1	S5743000088	PC (H81 / 2GB)	○		1	FIELD	C
15		1-2	S5627000001	MODEM (US_ROBOTICS)	○		1	REPAIR	D
16		1-3	S7650000035	LED INDICATOR	○		1	REPAIR	D
17		1-4	S7650000135	COM4 BOARD	○		1	REPAIR	D
18	Cash Dispenser (4K)	1	S7010000019	Cash Dispenser - WO STACK	○		1	FIELD	C
19		1-1	S7430005097	FEED MODULE	○		1	REPAIR	D
20		1-2	S72323503	CONTROL BOARD FOR FEEDING	○		1	REPAIR	D
21		1-3	S72842304	GATE1 SOLENOID	○		1	REPAIR	D
22		1-4	S44135304	ENCODER SLIT FOR DOUBLE DETECT	○		1	REPAIR	E
23		1-5	S44974701	EXIT SOLENOID SPRING	○		1	REPAIR	E
24		1-6	S72843602	GATE2 SOLENOID	○		1	REPAIR	D
25		1-7	S7760000090	CDU. MAIN BOARD	○		1	REPAIR	D
26		1-8	S44974201	CLUTCH SPRING	○		1	REPAIR	E
27		1-9	S45323611	DRIVING BELT SMALL	○		1	REPAIR	E
28		1-10	S45323603	DRIVING BELT LARGE	○		1	REPAIR	E
29		1-11	S45323602	DRIVNG BELT MED	○		1	REPAIR	E
30		1-12	S56403106	MAIN FEEDING MOTOR ASSY	○		1	REPAIR	E
31		1-13	S72841802	TENSION ROLLER ASSY	○		1	REPAIR	D
32		1-14	S45353401	CATCHER FOR LOCKING CST	○		1	REPAIR	E
33		1-15	S21685201	EMITTING LIGHT SENSOR	○		1	REPAIR	E
34		1-16	S21685202	DETECTING LIGHT SENSOR	○		1	REPAIR	E
35		1-17	S44133901	BRACKET FOR SENSOR HOLDER	○		1	REPAIR	E

Copyright© Hyosung TNS Inc. 2018 All right reserved.

No	UNIT	LEVEL	PART#	Customer	TYPE		QTY	Category	Recommend QTY
					A	B			
36	Cash Dispenser (4K)	1-18	S21685011	COUPLING SENSOR (REFLECTING)	○		1	REPAIR	E
37		1-19	S32079301	CASSETTE DOCKING SENSOR	○		1	REPAIR	E
38		1-20	S21683911	COUPLING SENSOR (TRANSMITTED)	○		1	REPAIR	E
39		1-21	S45323502	FEED BELT MED	○		1	REPAIR	E
40		1-22	S45184102	CASSETTE INSERTION RAIL LEFT	○		1	REPAIR	E
41		1-23	S45184101	CASSETTE INSERTION RAIL RIGHT	○		1	REPAIR	E
42		1-24	S72841501	STATIC STRIP BRACKER	○		1	REPAIR	E
43		1-25	S72842501	REJECT BIN	○		1	REPAIR	E
44		1-26	S72843203	DOUBLE DETECT SENSOR ASSY	○		1	REPAIR	E
45		1-27	S7310000082	CASSETTE	○		2	FIELD	C
46		1-28	S7430000224	NOTE-SEPARATE	○		1	REPAIR	C
47		1-29	S45494501	PUSH PLATE FOR CASH	○		2	REPAIR	D
48		1-30	S4900000007	TOUCH LATCH	○		2	REPAIR	D
49		1-31	S7310000085	COVER FOR CASSETTE	○		1	REPAIR	E
50		1-32	S43025001	RUBBER PARTK OF PICK UP ROLLER	○		1	REPAIR	E
51		1-33	S43028001	HANDLE FOR CASSETTE BOX	○		1	REPAIR	E
52		1-34	S44982001	IDENTIFICATION TAB	○		1	REPAIR	E
53		1-35	S44603301	IDENTIFICATION TAB SCREW	○		1	REPAIR	E
54	MCU	1	S7030000116	MCU ASSY (SANKYO)	○		1	FIELD	C
55		1-1	S5645000037	MCU : DIP TYPE (SANKYO)	○		1	FIELD	C
56	OPL & SPL	1	S7100000039	OPL 10.4	○		1	FIELD	C
57		1-1	S4370000112	BEZEL FOR LCD	○		1	REPAIR	D
58		1-2	S7650000027	OSD BOARD	○		1	REPAIR	D
59		1-3	S5662000029	LCD 10.4 INCH	○		1	REPAIR	D
60		1-4	S56332501	LCD FAN	○		1	REPAIR	E
61		1-5	S5611000269	AD BOARD	○		1	REPAIR	D
62		1-6	S7650000018	FUNCTION KEY RIGHT	○		1	REPAIR	E
63		1-7	S7650000019	FUNCTION KEY LEFT	○		1	REPAIR	E
64		1-8	S4371000001	RUBBER KEY	○		2	REPAIR	E
65		2	S7110000056	SPL 10.1	○		1	REPAIR	C
66		2-1	S5661000105	LCD 10.1	○		1	REPAIR	D
67		2-2	S5611000514	AD BOARD	○		1	REPAIR	D
68		2-3	S5611000166	TOUCH BOARD	○		1	REPAIR	D
69		2-4	S5659000024	TOUCH PANEL	○		1	REPAIR	D
70	SPR	1	S7020000012	RECEIPT PRINTER (K-SPR5)	○		1	FIELD	C
71		1-1	S5677000013	THERMAL	○		1	REPAIR	D
72		1-2	S72881301	OUTLET	○		1	REPAIR	D
73		1-3	S56405701	STEP MOTOR	○		1	REPAIR	D

Copyright© Hyosung TNS Inc. 2018 All right reserved.

No	UNIT	LEVEL	PART#	Customer	TYPE		QTY	Category	Recommend QTY
					A	B			
74	SPR	1-4	S45424101	GUIDE UPPER	○		1	REPAIR	D
75		1-5	S7680000001	PCBA : SPR	○		1	REPAIR	E
76		1-6	S3250000019	END SENSOR CABLE	○		1	REPAIR	D
77		1-7	S21685601	SENSOR	○		1	REPAIR	D
78	SAFE BODY	1	S45110106	2 SET & 2 KEYS	○		1	REPAIR	D
79		2	S45602703	HANDLE	○		1	REPAIR	E
80		3	S4901000067	E-LOCK BODY	○		1	REPAIR	D
81		4	S4901000068	E-LOCK PAD	○		1	REPAIR	D
82	Miscellaneous	1	S3325000043	POWER CORD	○		1	FIELD	E
83		2	S3240000001	TWO DOOR SENSOR CABLE	○		1	REPAIR	D
84		3	S5621000037	Power Supply (HPS250-GTTW)	○		1	FIELD	C
85		4	S7130000041	Battery	○		1	FIELD	C
86		5	S7170000080	COLLAR	○		1	REPAIR	D
87		6	S56790601	Receipt paper	○		1	FIELD	D

※ Category
- ✓ Field : Parts can be available to replace at the field.
- ✓ Repair : Parts cannot be replace in the field and it has to replace at Repair Center or Depot

※ QTY
- ✓ The quantity which it needs to make one ATM.

※ Recommended QTY
- ✓ It is a rate for Parts quantity when Customer operates 100 ATMs for one year.
  [A : 4% / B : 3% / C : 2% / D : 1.5% / E : 1%]

Copyright© Hyosung TNS Inc. 2018 All right reserved.

Chapter 1. Fascia Assembly

Copyright© Hyosung TNS Inc. 2018 All right reserved.

No	Unit	LEVEL	Part No.	Customer Description	TYPE		QTY	Category	Recommended QTY
					A	B			
1	FRONT ASSEMBLY	1	S7134000690	FRONT ASSEMBLY	○		1	FIELD	D
2		1-1	S4370000098	BEZEL FOR CDU.	○		1	REPAIR	E
3		1-2	S7130220100	EPP 3.0	○		1	REPAIR	C
4		1-2-1	S4140005369	EPP BRKT	○		1	REPAIR	E
5		1-2-2	S4140005357	EPP SUPPORT UPKIT	○		1	REPAIR	E
6		1-3	S7170000079	SHUTTER ASSY	○		1	REPAIR	D
7		1-4	S72341801	PCBA FOR PNC BOARD	○		1	REPAIR	D
8		1-5	S72337001	ADA BOARD	○		1	REPAIR	D
9		1-6	S7500000002	VOICE BOARD	○		1	REPAIR	D
10		1-7	S7650000082	FLICKER BOARD	○		1	REPAIR	D
11		1-8	S72341001	TTW USER LAMP	○		1	REPAIR	E
12		1-9	S5611000347	NAMUGA FIRST CAMERA	○		1	REPAIR	D

1

2

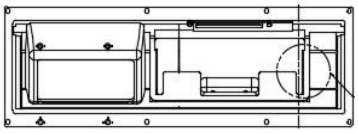

3

4

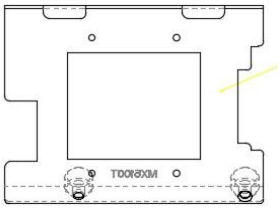

5



6

7

8

9

10



11



12

Copyright© Hyosung TNS Inc. 2018 All right reserved.

Chapter 2. Control Electronics (CE)

Copyright© Hyosung TNS Inc. 2018 All right reserved.

No	Unit	LEVEL	Part No.	Customer Description	TYPE		QTY	Category	Recommended QTY
					A	B			
13	CE	1	S7090000655	CE (H81 / 2GB)	○		1	FIELD	C
14		1-1	S5743000088	PC (H81 / 2GB)	○		1	FIELD	C
15		1-2	S5627000001	MODEM (US_ROBOTICS)	○		1	REPAIR	D
16		1-3	S7650000035	LED INDICATOR	○		1	REPAIR	D
17		1-4	S7650000135	COM4 BOARD	○		1	REPAIR	D

13

14

15

16

17

Copyright© Hyosung TNS Inc. 2018 All right reserved.

Chapter 3. Cash Dispenser (4K)

Copyright© Hyosung TNS Inc. 2018 All right reserved.

No	Unit	LEVEL	Part No.	Customer Description	TYPE		QTY	Category	Recommended QTY
					A	B			
18	Cash Dispenser (4K)	1	S7010000019	Cash Dispenser - WO STACK	○		1	FIELD	C
19		1-1	S7430005097	FEED MODULE	○		1	REPAIR	D
20		1-2	S72323503	CONTROL BOARD FOR FEEDING	○		1	REPAIR	D
21		1-3	S72842304	GATE1 SOLENOID	○		1	REPAIR	D
22		1-4	S44135304	ENCODER SLIT FOR DOUBLE DETECT	○		1	REPAIR	E
23		1-5	S44974701	EXIT SOLENOID SPRING	○		1	REPAIR	E
24		1-6	S72843602	GATE2 SOLENOID	○		1	REPAIR	D
25		1-7	S7760000090	CDU. MAIN BOARD	○		1	REPAIR	D
26		1-8	S44974201	CLUTCH SPRING	○		1	REPAIR	E
27		1-9	S45323611	DRIVING BELT SMALL	○		1	REPAIR	E
28		1-10	S45323603	DRIVING BELT LARGE	○		1	REPAIR	E
29		1-11	S45323602	DRIVNG BELT MED	○		1	REPAIR	E
30		1-12	S56403106	MAIN FEEDING MOTOR ASSY	○		1	REPAIR	E
31		1-13	S72841802	TENSION ROLLER ASSY	○		1	REPAIR	D
32		1-14	S45353401	CATCHER FOR LOCKING CST	○		1	REPAIR	E
33		1-15	S21685201	EMITTING LIGHT SENSOR	○		1	REPAIR	E
34		1-16	S21685202	DETECTING LIGHT SENSOR	○		1	REPAIR	E
35		1-17	S44133901	BRACKET FOR SENSOR HOLDER	○		1	REPAIR	E

18

19

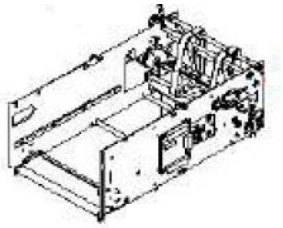

20

21

22

23

24

25

26

27

28

29

Copyright© HyosungTNS Inc. 2018 All right reserved.

30

31



32

33

34

35

Copyright© HyosungTNS Inc. 2018 All right reserved.

No	Unit	LEVEL	Part No.	Customer Description	TYPE		QTY	Category	Recommended QTY
					A	B			
36	Cash Dispenser (4K)	1-18	S21685011	COUPLING SENSOR (REFLECTING)	○		1	REPAIR	E
37		1-19	S32079301	CASSETTE DOCKING SENSOR	○		1	REPAIR	E
38		1-20	S21683911	COUPLING SENSOR (TRANSMITTED)	○		1	REPAIR	E
39		1-21	S45323502	FEED BELT MED	○		1	REPAIR	E
40		1-22	S45184102	CASSETTE INSERTION RAIL LEFT	○		1	REPAIR	E
41		1-23	S45184101	CASSETTE INSERTION RAIL RIGHT	○		1	REPAIR	E
42		1-24	S72841501	STATIC STRIP BRACKER	○		1	REPAIR	E
43		1-25	S72842501	REJECT BIN	○		1	REPAIR	E
44		1-26	S72843203	DOUBLE DETECT SENSOR ASSY	○		1	REPAIR	E
45		1-27	S7310000082	CASSETTE	○		2	FIELD	C
46		1-28	S7430000224	NOTE-SEPARATE	○		1	REPAIR	C
47		1-29	S45494501	PUSH PLATE FOR CASH	○		2	REPAIR	D
48		1-30	S4900000007	TOUCH LATCH	○		2	REPAIR	D
49		1-31	S7310000085	COVER FOR CASSETTE	○		1	REPAIR	E
50		1-32	S43025001	RUBBER PARTK OF PICK UP ROLLER	○		1	REPAIR	E
51		1-33	S43028001	HANDLE FOR CASSETTE BOX	○		1	REPAIR	E
52		1-34	S44982001	IDENTIFICATION TAB	○		1	REPAIR	E
53		1-35	S44603301	IDENTIFICATION TAB SCREW	○		1	REPAIR	E

36

37



38



39

40

41

42

43

44

45

46

47



Copyright© Hyosung TNS Inc. 2018 All right reserved.

48

49

50

51

52

87

88



Copyright© Hyosung TNS Inc. 2018 All right reserved.

Chapter 4. Card Reader (MCU)

Copyright© Hyosung TNS Inc. 2018 All right reserved.

No	Unit	LEVEL	Part No.	Customer Description	TYPE		QTY	Category	Recommended QTY
					A	B			
54	MCU	1	S7030000116	MCU ASSY (SANKYO)	○		1	FIELD	C
55		1-1	S5645000037	MCU : DIP TYPE (SANKYO)	○		1	FIELD	C

54

55

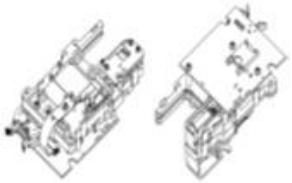

Copyright© Hyosung TNS Inc. 2018 All right reserved.

Chapter 5. OPL & SPL Assembly

Copyright© Hyosung TNS Inc. 2018 All right reserved.

No	Unit	LEVEL	Part No.	Customer Description	TYPE		QTY	Category	Recommended QTY
					A	B			
56	OPL & SPL	1	S7100000039	OPL 10.4	○		1	FIELD	C
57		1-1	S4370000112	BEZEL FOR LCD	○		1	REPAIR	D
58		1-2	S7650000027	OSD BOARD	○		1	REPAIR	D
59		1-3	S5662000029	LCD 10.4 INCH	○		1	REPAIR	D
60		1-4	S56332501	LCD FAN	○		1	REPAIR	E
61		1-5	S5611000269	AD BOARD	○		1	REPAIR	D
62		1-6	S7650000018	FUNCTION KEY RIGHT	○		1	REPAIR	E
63		1-7	S7650000019	FUNCTION KEY LEFT	○		1	REPAIR	E
64		1-8	S4371000001	RUBBER KEY	○		2	REPAIR	E
65		2	S7110000056	SPL 10.1	○		1	REPAIR	C
66		2-1	S5661000105	LCD 10.1	○		1	REPAIR	D
67		2-2	S5611000514	AD BOARD	○		1	REPAIR	D
68		2-3	S5611000166	TOUCH BOARD	○		1	REPAIR	D
69		2-4	S5659000024	TOUCH PANEL	○		1	REPAIR	D

56

57

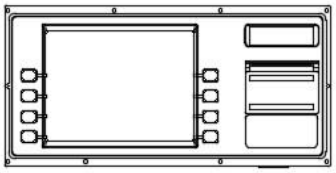

58

59

60

61



62



63



64

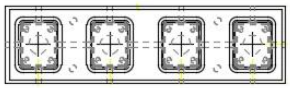

65

66



67



Copyright© Hyosung TNS Inc. 2018 All right reserved.

68

69

Copyright© Hyosung TNS Inc. 2018 All right reserved.

Chapter 6. Receipt Printer (SPR)



Copyright© Hyosung TNS Inc. 2018 All right reserved.

No	Unit	LEVEL	Part No.	Customer Description	TYPE		QTY	Category	Recommended QTY
					A	B			
70	SPR	1	S7020000012	RECEIPT PRINTER (K-SPR5)	○		1	FIELD	C
71		1-1	S5677000013	THERMAL	○		1	REPAIR	D
72		1-2	S72881301	OUTLET	○		1	REPAIR	D
73		1-3	S56405701	STEP MOTOR	○		1	REPAIR	D
74		1-4	S45424101	GUIDE UPPER	○		1	REPAIR	D
75		1-5	S7680000001	PCBA : SPR	○		1	REPAIR	E
76		1-6	S3250000019	END SENSOR CABLE	○		1	REPAIR	D
77		1-7	S21685601	SENSOR	○		1	REPAIR	D

70

71



72



73

74

75

76

77

Copyright© Hyosung TNS Inc. 2018 All right reserved.

Chapter 7. Safety Body

Copyright© Hyosung TNS Inc. 2018 All right reserved.

No	Unit	LEVEL	Part No.	Customer Description	TYPE		QTY	Category	Recommended QTY
					A	B			
78	SAFE BODY	1	S45110106	2 SET & 2 KEYS	○		1	REPAIR	D
79		2	S45602703	HANDLE	○		1	REPAIR	E
80		3	S4901000067	E-LOCK BODY	○		1	REPAIR	D
81		4	S4901000068	E-LOCK PAD	○		1	REPAIR	D

78

79

80

81

Copyright© Hyosung TNS Inc. 2018 All right reserved.

Chaper 8. Miscellaneous

Copyright© Hyosung TNS Inc. 2018 All right reserved.

No	Unit	LEVEL	Part No.	Customer Description	TYPE		QTY	Category	Recommended QTY
					A	B			
82	Miscellaneous	1	S3325000043	POWER CORD	○		1	FIELD	E
83		2	S3240000001	TWO DOOR SENSOR CABLE	○		1	REPAIR	D
84		3	S5621000037	Power Supply (HPS250-GTTW)	○		1	FIELD	C
85		4	S7130000041	Battery	○		1	FIELD	C
86		5	S7170000080	COLLAR	○		1	REPAIR	D
87		6	S56790601	Receipt paper	○		1	FIELD	D

82

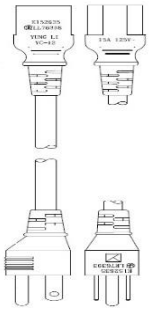

83



84

85

86

87

Copyright© Hyosung TNS Inc. 2018 All right reserved.